


SHINING A LIGHT ON
WHO JESUS REALLY IS

ILLUMINATION STATION

JOHN 8:12



CREW TIME LESSONS

JESUS
IS GOD'S
PROMISED
SON

JESUS
IS GOD'S
PERFECT
SON

JESUS IS
THE POWERFUL
SON OF GOD

JESUS IS
THE PROVEN
SON OF GOD

JESUS IS
GOD'S PLAN FOR
FORGIVENESS

MEMORY VERSE

Again Jesus spoke to them, saying, "I am the light of the world.
Whoever follows me will not walk in darkness, but will have the light of life."
John 8:12



SUPPLIES

BRING YOUR OWN:

- flashlight
- lantern, small spotlight, or string lights to illuminate the Spotlight Question each day
- music (your phone and an external speaker)
- Bible
- 3-5 children's books (Day 4)

PER STUDENT

- salt painting background (D2)
- Jesus Silhouettes (D3)
- baggies with sun pieces (D3)
- **paper lightbulb (D1) (p. 6)
- **fill-in-the-blank paper lightbulb (D1)
- **lantern pages (D5)
- **Pentecost bookmarks (D5)



PER CREW

- colorful post-its (50)
- small tags with the letters for "perfect" & "ordinary"
- glue bottle (D2)
- salt (D2)
- streamers (D4)
- string (D4)

***These items are for extra activities and will be provided upon request.*

PROVIDED FOR EACH ROOM:

- 5 Spotlight Question posters
- 6 Bible verse posters
- 5 Bible story posters
- Gospel Truth poster
- Daily Motto poster + 5 add-ons
- Fun fact pictures
- Light Speed Silhouettes (D1)
- Flashlight cards (D2)
- set of beginning-middle-end cards (D4)
- "Jesus" in many languages poster (D5)
- pencils
- Sharpie
- hole punch (D3)
- 10 scissors (D3)
- 12 brads (D3)
- 10 blindfolds (D3)
- 10 glue sticks (D3)
- 10+ chairs (D4)
- 10+ markers
- clear tape (D5)
- painter's tape (D5)
- 15 glow sticks (D1)
- 15 balloons (D1)
- 3 pc black construction paper (D1, 3)
- 20 glow sticks in 2 colors (D2)
- tap light (D2)
- 3 small bowls (D2)
- 10 paintbrushes (D2)
- 1 bottle yellow watercolor (D2)
- plastic tablecloth (D2)
- **Paper light bulbs with verse words (D1)
- **cards with professions on them



JESUS ASKED WHO PEOPLE THOUGHT HE WAS.

SCRIPTURE PASSAGE

Matthew 16:13-20

Spotlight Question

Who is Jesus?

Jesus is the Messiah, the promised Son of God.

JESUS
IS GOD'S
PROMISED
SON

MEMORY VERSE

Again Jesus spoke to them, saying,
"I am the light of the world.

Whoever follows me
will not walk in darkness,
but will have
the light of life."

John 8:12

CREW TIME 1: STORY STUDY

THE WELCOME

1. Welcome kids to your crew. Use a flashlight to create a lighted spot on the floor. Invite kids to take turns standing in the spotlight to take a bow while you introduce them to the group or they introduce themselves.

Older kids can jump into the spotlight to name something that lights up and starts with the same letter as their first name.

2. Direct kids to stand facing away from you. Hold up a "Light Speed Silhouette." Say: "You may look over your shoulder for no more than one second to guess what the shadow represents." On your signal, challenge kids to glimpse the silhouette in their peripheral vision without turning their bodies toward you. Call for kids to shout out what they saw and confirm or correct them.

Younger kids can face you as you conceal the picture with a piece of black construction paper, briefly display the silhouette, and quickly cover it again.

3. Ask: **Was it hard to recognize who was in each picture? Jesus asked his disciples if people recognized who he really was.**

BIBLE LESSON REVIEW

Open your Bible to Matthew 16 to show kids where today's story is found. Then help them to find the story in their own Bibles.

Tell your crew members that during this Crew Time each day, you're going to take a few minutes together to talk about what we learned at the Bible Lesson station. Encourage them to take turns speaking, to feel free to ask questions and make comments, and to be kind and respectful when someone else has something to share. Pray together as you begin, asking God to teach each of us about Him.

After taking a moment to briefly refer to a couple of particulars from the Storyteller, invite kids to ask a few questions. You be the judge - if the questions are silly, say, "Just one more now." But sometimes, they'll lead the discussion for you by asking questions that show you what they heard, understand, and are trying to process.

Then start with your own review questions.

Discussion Questions

Start with review questions (and don't be afraid to go where the kids' questions lead you if it's productive conversation!) Invite them to answer questions in whatever format works for your group. Raising hands works sometimes, but often nervous or introverted kids are left out. On the other hand, some children may be embarrassed to be called on. Encourage kids to take turns because everyone has important things to say! And throw out some simple, factual questions you're sure "Johnny" knows the answer to and call on him specifically to help him feel more confident.

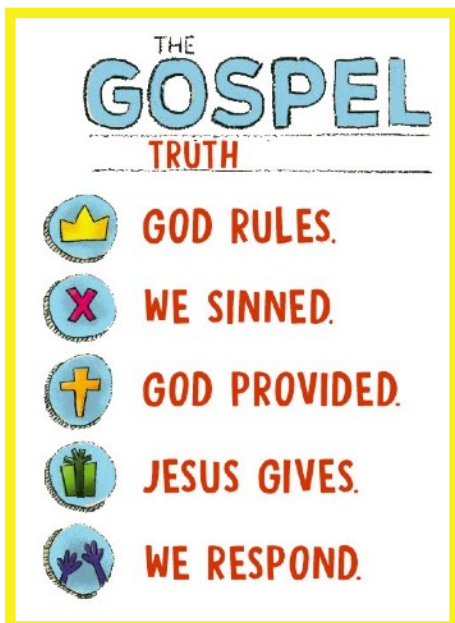
1. What two questions did Jesus ask his disciples? (*Who do they say I am / Who do you say I am?*)
2. Who did people think Jesus might be? (*John the Baptist, Elijah, or Jeremiah*)
3. Who did Peter say Jesus was? (*the Messiah, the Son of the living God*)
4. Who helped Peter know Jesus is God's Son? (*God*)
5. Who did God promise to send to earth? (*Jesus, to save us from our sins*)

Now ask a few discussion questions.

6. How does the Bible help people know about Jesus?
7. How do you think the disciples felt when Jesus asked them who they thought he was?
8. What kind of voice might Peter have used when he said Jesus was the Son of God?
9. If Jesus asked us the question "Who do you say that I am?" what might we answer?
10. Why is it important to know that Jesus is God's Son?

THE WRAP UP

Invite kids to write their own response to the question "Who is Jesus?" on brightly colored post-it notes. **Older kids** can be encouraged to say some other names of Jesus they might know. **Younger kids** might try to write "Jesus" or "friend." Stick these responses to a special poster in your room with today's Spotlight Question on it ("Who is Jesus?"). Throughout the week, aim a light at the day's poster, or frame it with lights. **If you're sharing your space with another crew, use different colored notes for each crew.*






THE GOSPEL TRUTH

What does "the gospel" mean?

"Gospel" means "good news." THE Gospel is THE Good News about what Jesus has done. He's rescued us from sin and made a way for us to live free of that burden, and then, after we die, to be with God in heaven forever!

What does it mean that "God rules"?

The Bible tells us that God made all things. Invite a volunteer to read Genesis 1:1. Because God made all things, he knows everything about everything, including us! And, like we might be an expert about something we've made, God is an expert about, well, everything! That's just one reason we're glad he rules!



CREW TIME 2: Verse Work

1. Before children arrive, blow up balloons and write a phrase of the memory verse on each (see divisions below). For added fun, activate a glow-in-the-dark stick and put it in each balloon, playing the activity in the dark.

Again Jesus spoke to them, saying, "I am the light of the world. Whoever follows me will not walk in darkness, but will have the light of life." John 8:12

2. Help children look up John 8:12 (and Matthew 16:16 if you're doing that as well) in their Bibles. Read it all together.
3. Ask **"Why do you think Jesus called himself 'the Light of the World?'"** Remind kids that people need sunlight in order to be healthy - for plants to grow so that we can have food, for example. Light helps us navigate without getting hurt or lost. And light shows us God's world and all He's created.
4. Just as light helps us live and grow, guides us safely, and shows us God's world, Jesus gives us life, guides us, and shows us who God is and what He's done for us.
5. Guide children to form a circle. Distribute balloons and have kids keep their feet still and the balloons in the air. When a balloon touches the ground, everyone stops and repeats the verse. For a challenge, have kids take turns saying the verse.
6. As a second or alternative game, write one word of the verse on each bulb of some paper light bulbs you can copy and cut out ahead of time. Scramble the bulbs and then encourage the kids to put them in the right order. String (or tape to string) your bulbs and add as a decoration in your room.
7. Lastly, supply your team members each with their own light bulb or lantern printed on cardstock. Help older children write the verse on the back of the light, being sure to include the reference. Invite younger children to fill in the blanks for "light of the world" or trace "Jesus" in the verse.
8. If time remains, spend some time on this first day getting to know your crew. Ask them to shine a light on who they are. Ask questions about pets, favorite foods, and hobbies. Do they prefer games or crafts? What do they like about VBS so far?
9. As they tell you more about who they are, remind them that Peter learned little by little who Jesus was, until he eventually understood that Jesus is God's son!

FUN FACT!

Millions of people (online and in person) watch the "ball drop" on New Year's Eve in New York City. This ball, made of crystal panels, is covered with more than 32,000 LED lights and can display more than 16 million colors!

BONUS VERSE

Simon Peter replied, "You are the Christ, the Son of the living God."
Matthew 16:16

EXTRA TIME?

We have coloring pages for every lesson. Want some for your crew? Just ask!

BONUS GAME

Have kids draw a card with a profession on it (doctor, teacher, mailman, coach, etc.). Kids can take turns acting out their profession. After 15 seconds, the actor asks, "Who do you say I am?" If the crew can't guess, give another chance before revealing the answer. Continue until every child has a turn.



Again Jesus

spoke to them, saying,

“I am the

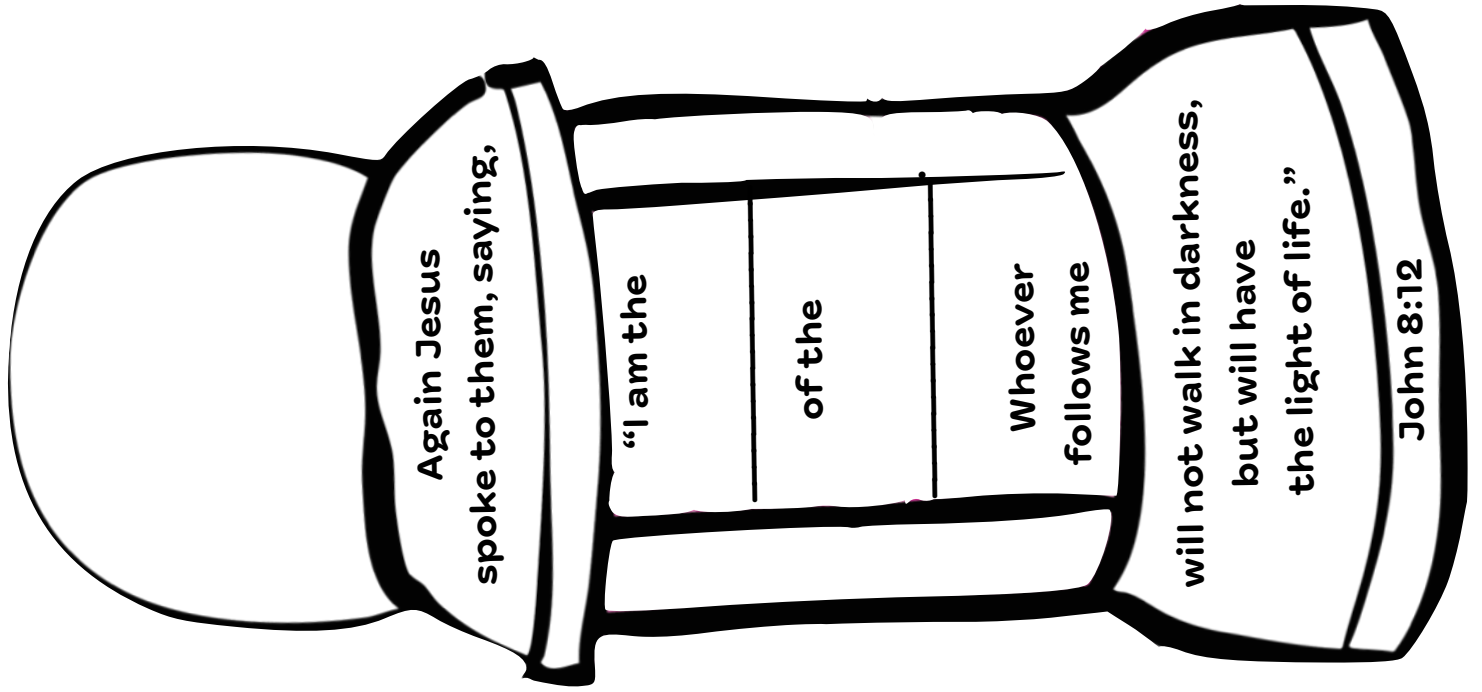

_____ of


the _____.

Whoever follows me will not walk
in darkness, but will have the
light of life.”

John 8:12

JESUS





Again

Jesus

spoke

to
them,

saying,

"I am

the
Light

of the

World.

Whoever

follows

Me

will not

walk

in
darkness

but



will

have

the
light

of life."

John
8:12



JOHN THE BAPTIST BAPTIZES JESUS.

SCRIPTURE PASSAGE

Matthew 3:13-17; Mark 1:1-11;
John 1:29-34

Spotlight Question

How was Jesus more than just an ordinary man?

Jesus is the perfect Son of God who came to be the Savior of the world.

JESUS
is GOD'S
PERFECT
SON

MEMORY VERSE

Again Jesus spoke to them, saying,
"I am the light of the world.

Whoever follows me will not walk in darkness, but will have the light of life."
John 8:12

CREW TIME 1: STORY STUDY

THE WELCOME

1. As the kids come to your room, split them into two teams and guide them to hunt for glow sticks of their team's colors.

Younger kids should find their glow sticks and each team can lay them on the floor to create the best circle they can.

Older kids can find glow sticks with letters on them. One color should have one letter each to spell "perfect" plus a blank stick, and the other color should have one letter on each to spell "ordinary."

2. Say: **Ordinary means normal, and not surprising. Perfect is something with no mistakes or problems.** Read today's Spotlight Question. "Jesus was the PERFECT Son of God. That means he's never done anything wrong, and never will!"

BIBLE LESSON REVIEW

Point out the light shining on today's Spotlight Question and tell children you're going to answer that with the Bible Lesson they heard. Open your Bible to one of the passages with today's story. Ask them what they think it means that three of Jesus's closest friends all wrote about this special day. It was a very important part of Jesus's life on earth! Help them find the story in their own Bibles.

Remind your crew of your expectations for this time. Encourage them to share and ask questions, to listen, and to take turns.

To review the Bible Lesson, hold a Flashlight Card and invite a student to shine a flashlight through it. Help children read the words. Discuss how each word relates to the Bible Lesson.

Discussion Questions

First, ask straightforward questions to help children feel comfortable and to check that they heard. Then ease toward discussion.

1. Who did God send to get people ready for Jesus? (*Jesus's relative, John the Baptist*)
2. What are some ways John the Baptist got people ready for Jesus? (*He told them to repent of their sins, and baptized them to show that they had asked God for forgiveness.*)
3. What did Jesus want John the Baptist to do for him? (*baptize him*)

Discussion Questions (continued)

4. Why was John confused when Jesus wanted to be baptized? (*Jesus had never sinned! He didn't need God's forgiveness.*)
5. Who said, "This is my Son"? (*God*) Who was God talking about when he said "Son"? (*Jesus*)
6. What reason did Jesus give as to why John should baptize him? (*God said this was right.*)
7. How did God feel about Jesus being baptized? How do we know? (*God was happy with Jesus. We know because He said, "This is my beloved Son, with whom I am well pleased!" Matt 3:17*)
8. Do you think you could live a perfect life, without ever doing something you shouldn't do? (*None of us could! Read Romans 3:23.*)

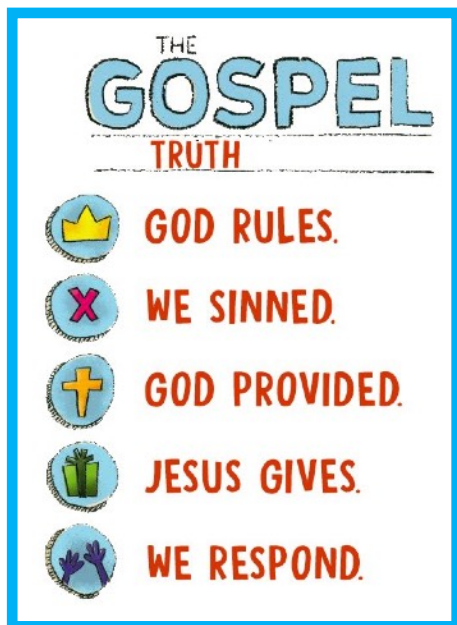
THE WRAP UP

Revisit the words "ordinary" and "perfect." Say: **Jesus was not ordinary, because he wasn't like all the rest of us who sin. He was perfect! We can also say Jesus was extraordinary!** Help the kids think of some other ways Jesus was extraordinary. He walked on water, fed 5,000 people with one lunch, stopped a storm, and healed sick (or even dead!) people.

Invite kids to write their own response to the question "How was Jesus more than just an ordinary man?" on brightly colored post-it notes. **Older kids** can be encouraged to write a sentence about Jesus's sinlessness, or a miracle He did. **Younger kids** might try to write "perfect" or "Healer." Stick these responses to today's Spotlight Question poster. Pray together before ending the discussion.

BONUS ACTIVITY

Play "Going to the River." Say: **Jesus was baptized in the river. What do you think you might see when you go to a river? Maybe a frog, a turtle, or some rocks?** Explain the game. The first child will say, "I went down to the river and I saw a [frog]." The next child will say, "[First child] went down to the river and saw a [frog]. I went down to the river and saw a [turtle]." Continue until everyone has had a turn. For **younger kids**, make a hand sign for each item and use it as a hint. Challenge **older kids** by continuing around the circle, adding more items, until time runs out. If you need a lesson review, have them only name things they might've seen at the river the day Jesus was baptized.





THE GOSPEL TRUTH

Review "The Gospel" and "God rules" mean.

The Gospel is the Good News about what God did to rescue us. We know it's true because God is in charge of everything - God rules!

Have you ever done something wrong?

The Bible tells us we all have - every single person except for Jesus. Read Rom. 3:23. Sin is like aiming an arrow at a bullseye and totally missing it. God's center mark is perfection. None of us perfectly obey God in thoughts, words, and actions. Sin separates us from our holy (perfect) God. Read Rom. 6:23. The Bible also tells us that sin's consequence is death. Sin keeps us from living forever in Heaven with our perfect God.



CREW TIME 2: Verse Work

1. Help children look up John 8:12 (and Mark 1:11 if you're doing that as well) in their Bibles. Read it all together.
2. Ask **What do you think "walking in darkness" means?** Give them opportunity to share their thoughts. Guide them to think about what happens when we're walking in a dark place with no flashlight. What if the place is a messy room or thick woods?
3. Tell children that all of us have sinned, ever since Adam and Eve disobeyed God and followed the serpent in the Garden of Eden. The serpent did not lead Adam and Eve to good and safe choices. He led them to disobey God, which leads to death.
4. Say: **We have God's perfect instructions which tell us the best ways to go. Like a flashlight, God makes the right choices clear to us. "Walking in darkness" means that when we sin, we choose to walk outside the lighted path.**
5. Place a tap light in front of you. When you tap the light to turn it on, kids should begin saying the Bible verse as fast as they can.
6. As soon as you tap the light to turn it off, they need to immediately become silent. Anyone still talking when the light goes off will sit out.
7. As you continue to play, go faster and faster to make it more difficult to stop. Recruit kids who are "out" to help you watch for the kids who are still talking when the light goes off.

PREP THE DAY BEFORE:

8. As a take-home memory, print the following page on blue construction paper, making one per child plus an extra. Before class, trace the dotted lines with glue, generously sprinkle salt on it, shake off the excess, and allow it to dry.
9. Give the kids a prepared paper and brush. Set out small bowls with a little liquid watercolor in it. Put a plastic tablecloth on the surface under their pages. Instruct kids to get their brushes wet, load them with watercolor paint, dip once more (quickly) in water, and then touch the brush to the top of a "shaft of light" on their papers and hold it there. Don't forget to write names!
10. The paint will travel down the glue and salt line, like a beam of light! *Use your extra page to test beforehand.*

FUN FACT!

Lite-Brite toys make it possible for kids to create pictures with translucent pegs, and then illuminate them with a small light bulb. Can you guess what year it was first sold?

BONUS VERSE

And a voice came from heaven, "You are my beloved Son; with you I am well pleased."

Mark 1:11


EXTRA TIME?

Replay the spotlight game from yesterday to learn new facts about crew members.

BONUS GAME


Place your tap light at the opposite end of the classroom. Have the crew line up and take turns running across the room to turn the light on, say one word of the verse, turn it off, and come back to the line. Continue until the whole verse and reference have been said.








“You are my
beloved son;
with You I am
well pleased.”

Mark 1:11



“You are my
beloved son;
with You I am
well pleased.”

Mark 1:11



JESUS PERFORMED MIRACLES.

SCRIPTURE PASSAGE

Matthew 15:29-39

Spotlight Question

How did Jesus teach?

Jesus taught with true words and amazing miracles, because He is the powerful Son of God.

JESUS is *
THE POWERFUL
* SON of GOD

MEMORY VERSE

Again Jesus spoke to them, saying,
“I am the light of the world.

Whoever follows me will not walk in darkness, but will have the light of life.”
John 8:12

CREW TIME 1: STORY STUDY

THE WELCOME

1. Welcome kids back to VBS! Ask your crew what a “disciple” is. Jesus was a teacher. His 12 students spent several years learning from him by staying close to Jesus, watching what he did, and listening to what he taught. Point out that much of what they learned about Jesus came from seeing him perform miracles and hearing him teach.
2. But Jesus was no ordinary teacher. The disciples saw how powerful he is, and knew that he is the powerful Son of God!
3. Ask what a miracle is. It’s something only God (Jesus) can do. Let them know that some people try to make it look like they can do miracles, like a magician. But only God can truly do miracles.
4. Have the kids stand. When you say an activity, ask the group to shout, “miracle!” if it is a miracle, or “no, no, no!” if it isn’t. Use these, and add your own:
 - A man made well when someone says, “Be well!”
 - A sick person made well after taking medicine
 - A group of people collecting food to feed 200 families
 - A person feeding thousands with just one small plate of food
 - Someone painting a beautiful picture
 - Someone creating a mountain

BIBLE LESSON REVIEW

Illuminate today’s Spotlight Question and let children know what you’ll be learning. Open your Bible to Matthew 15 to show where today’s story is found. Help kids find the story in their own Bibles.

Discussion Questions

After reviewing some aspects of the Bible Lesson from the Storyteller, invite kids to respond to these review questions.

1. What did Jesus do when some people who were sick and hurt came to Him? (*He healed them.*)
2. Why did Jesus feel sorry for the more than 4,000 people? (*They had been with him for three days and needed food.*)
3. How many loaves of bread and how many fish did Jesus use to feed the crowd? (*Seven loaves and a few small fish*)

Discussion Questions (continued)

4. Why do you think so many people were following Jesus?
5. Have you ever been super hungry? How do you feel when you've missed a meal or two?
6. How did Jesus show his power in this story? (*He fed so many people with just a little food, and he healed people who were sick.*)
7. What other things did Jesus show people by giving them food and health? (*He showed them that He loved them, that he cared for them, that he provided for their needs, etc.*)
8. What are some other miracles the Bible tells us Jesus did?

THE WRAP UP

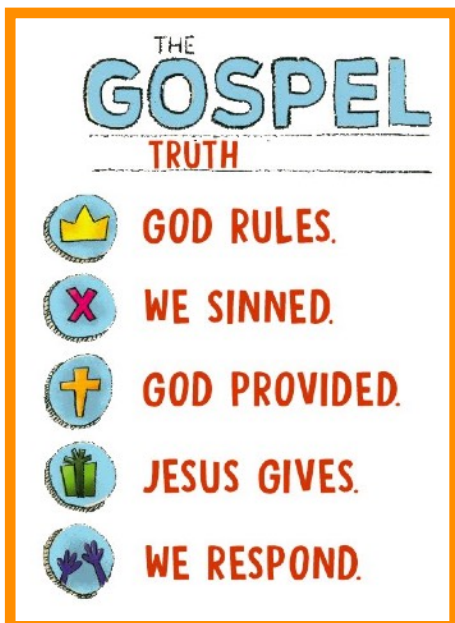
Invite kids to write their own response to the question "How did Jesus teach?" on brightly colored post-it notes. **Older kids** can be encouraged to write a miracle or some of Jesus's true words. **Younger kids** might try to write "miracles" or "powerful." Put these responses on today's Spotlight Question poster. Then, pray that God would show each of us His power and enable us to see miracles around us every day - things only God can do.

BONUS ACTIVITY

Give each crew member a copy of the "Jesus silhouettes" page. Show them how it works. Cut the rectangles apart, and stack with 1 being on the bottom. Punch a hole where the numbers are in the top left corner. Use a brad to hold them together. Shine a light through the back (panel 1), and take turns putting Panel 2, 3, or 4 on top. Words and shapes will shine through from the back to add to each page in front of it.

Say: **Today's Bible lesson is in the book of Matthew, which is the very first book in the New Testament.** Help the kids look up Matt 15:3-31. Ask: **Which panel goes with Matthew 15:30-31?** Ask kids to write the reverence on the back of the "heals" panel. Repeat with Matt. 15:36-37.

Say: **Our theme verse is John 8:12. Let's find it in our Bibles.** After reading it, write the reference on the back of the "light" panel. Give your kids scissors and guide them to create their own silhouette story. Encourage them to use these to tell someone what they're learning about Jesus.






THE GOSPEL TRUTH

Review the Gospel Truth.

Have you ever been stuck and needed help to get out of a mess?

What does "God provided" mean?

Remember - we all have sin and deserve the punishment of death. That's worse than stuck! But God, who is powerful enough to do anything, and to save anyone, provided just what we needed. He sent His perfect Son, Jesus, to live a perfect life. This means that Jesus is exactly what we needed. What God provided...is a *Who*. God provided the Only One who could pay for our sins for us. God provided a way out. He sent the Rescuer!



CREW TIME 2: Verse Work

1. Help children look up John 8:12 (and Matthew 28:18 if you're doing that as well) in their Bibles. Read it all together.
2. Ask **"What did it mean when Jesus said to follow Him?"**
3. After discussion, play Follow the Leader, but first blindfold all the crew members. Then lead them around your room or in the hall, at first with all kids holding your hands, then with hands on each other's shoulders to make a chain to you, then with only an index finger on someone's shoulder, then walking without touching. When you reach a stopping point, say, **"Stop!"** Have them remove their blindfolds and return to the room.
4. Ask: **When was it easiest to follow me - when you were holding shoulders, touching with one finger, or walking by yourself? The more connected we are to the leader, the easier it is to follow. This is true for following Jesus, too. When Jesus says to follow Him, he means that we should be close to Him by listening to His words in the Bible, and by living with others who are walking close to Him and can help us.**
5. Dim the lights in your room and give each child (or pair of children) a flashlight. Give them one minute to find one baggie per child you've hidden somewhere in the room (see below). When they've found a baggie, they should come sit down.
6. Say: **Jesus said, "Man shall not live by bread alone, but by every word that comes from the mouth of God." Matt 4:4 Jesus wants us to know that knowing God's words to us in the Bible is as important as food! Jesus fed 4000 people with very little, and God feeds the whole world with this one special book.**
7. Baggies should include the memory verse (of the week or the challenge verse - your choice!) with each word on a separate sun ray and a yellow circle. Instruct them to use their glue stick to glue the sun rays to the back of the circle (with words facing front) with the words in order.
8. Review any challenge verses from previous days. Pray together that the Lord would help them to hear, believe, and obey his instructions, and that God's Word would live in their hearts and minds forever.



FUN FACT!

Our sun is a tiny flashlight compared to some objects in the sky. A quasar is a region at the center of a galaxy that produces a huge amount of light. Scientists recently discovered one that's 500 trillion times brighter than the sun!

BONUS VERSE

And Jesus came and said to them, "All authority in heaven and on earth has been given to me." Matthew 28:18



EXTRA TIME?

Choose one of the songs from this week and talk about the lyrics. Then sing together!

BONUS GAME

Play Flashlight Stomp while you listen to music. Turn off the lights in your room. Point your flashlight at the ground and swirl it around. Kids must try to stomp on your light. Once they do, they can sit down. When all are seated, try again! For an extra challenge, have your Yoggers move a flashlight around at the same time.

Again Jesus	28:18
spoke to them,	Matthew
saying,	me.”
“I am the light	given to
of the world.	has been
Whoever	on earth
follows me	and
will not walk	in heaven
in darkness,	“All authority
but will have	said to them,
the light of life.”	came and
John 8:12	And Jesus



JESUS DIED AND ROSE TO LIFE AGAIN


SCRIPTURE PASSAGE

Mark 14:43-16:7

Spotlight Question

Was Jesus just someone who lived a long time ago?

No! He is alive! Jesus lived, died, and rose again to be our Savior, now and forever.

JESUS is 
THE PROVEN 
SON OF GOD

MEMORY VERSE

Again Jesus spoke to them, saying,
“I am the light of the world.

Whoever follows me
will not walk in darkness,
but will have
the light of life.”

John 8:12

CREW TIME 1: STORY STUDY

THE WELCOME

1. Welcome kids to your crew room. Show them several children’s books you have sitting around the room. Say: **There are lots of things that make for a good story, but the most important thing about a story is that it has a beginning, a middle, and an end.** Discuss these parts of a couple of the books, showing them the pictures.
2. Tell kids you have a game. Give the crew the cards on page 20 (provide 3-4 sets for an **older crew** and let them play in pairs). Ask them to sort their cards into four stories, and then in order with the beginning, middle, and end. **Younger kids** can play in pairs, with each pair having just one story to put in order with the help of a yogger.
3. Ask: **Is the end of a story important?** Imagine with the kids what any of these stories might be like without an ending. Tell them that today’s true story about Jesus had a surprise ending. People thought it ended when Jesus died, but it didn’t!

BIBLE LESSON REVIEW

Open your Bible to Mark 14 to show kids where today’s story is found. Then help them to find the story in their own Bibles.

Discussion Questions

Review what the Storyteller said and/or did during the Bible Lesson today. Allow your students to retell as much as possible, and pause to ask questions or clarify details as they come up. Then ask your review and discussion questions.

1. How did the religious leaders try to stop Jesus from teaching that He was God’s Son? *(They arrested him and then killed Him.)*
2. How did Jesus die? *(He was nailed to a cross.)*
3. What did the women find when they went to Jesus’s tomb on the third day? *(Jesus was gone, but a man met them there.)*
4. What good news did the man tell the women at the tomb? *(He told them that Jesus was not there because He had risen!)*
5. What did the Roman soldier say about Jesus? *(“Truly this man was the Son of God.” v. 39)*
6. What did Jesus do to show He’s God’s Son? *(He defeated death!)*

Discussion Questions (continued)

7. Was Jesus just someone who lived a long time ago?
8. Why do you think the religious leaders wanted Jesus to stop saying He was God's Son?
9. Why could Jesus come back to life?
10. How did Jesus show love for all people?
11. This happened 2,000 years ago. Why does this story matter for us today?

THE WRAP UP






Invite kids to write their own response to the question "Was Jesus just someone who lived a long time ago?" on brightly colored post-it notes. **Older kids** can write how they know Jesus is more than an ordinary man from history. **Younger kids** might try to write "God's Son," "perfect," or "powerful." Put these responses on today's Spotlight Question poster. Pray with the crew members that God's Holy Spirit would work in the hearts of everyone in the room to enable them to believe in Jesus and follow him with their whole hearts.

A SPECIAL PRAYER TIME

Tell the children that today's story is the most important story every told. And unlike the stories on the cards you played with, or in the books you showed them, this is a true story. Jesus *was* a man who lived a long time ago - as real as you and I. But he wasn't only that. Jesus is God's Son, and because He defeated death, He lives *right now*, too!

Say: **This week, you've learned more about who Jesus really is, and what He's done to rescue us from sin. Let's take a minute to pray in our heads and tell God thank you for sending Jesus. (Pause for 5 seconds.) Now if you believe that you have sins - things you've done that were wrong - take a minute to tell God you're sorry for those sins. List a few in your head. I'll give you a minute. (Pause for 10 seconds.) Last, if you believe that Jesus lived a sinless life, died to pay for your sins, and rose again after he'd paid for them all, take a minute to tell Jesus that you believe those things, and you want to live your life following Him. (Pause for 10 seconds.) Thank you, Jesus. It is in your name we pray. Amen. Kids, if you want to talk to us about what you prayed today, we'd love to listen. Just come tell us!**

THE
GOSPEL
TRUTH

-  **GOD RULES.**
-  **WE SINNED.**
-  **GOD PROVIDED.**
-  **JESUS GIVES.**
-  **WE RESPOND.**



THE GOSPEL TRUTH

Review the Gospel Truth.

What's the best gift you've ever received?

What does Jesus give? To whom?

Because we all sin, we all owe something. The Bible says, "the wages of sin is death." But Jesus lived a perfect life, and so he owes nothing. Jesus *chose* to die on the cross for our sins. And when death couldn't keep him anymore, because all the sin had been fully paid for, he came to life again! Now, when we believe in him, he shares his life with us. Our sin is paid for with his gift (his death and resurrection), and we are welcomed into God's family for eternity. This is the best gift ever!



CREW TIME 2: Verse Work

1. Help children look up John 8:12 (and Mark 15:39 if you're doing that as well) in their Bibles. Read it all together.
2. Ask **"What is the 'light of life' Jesus mentions?"** At the beginning of the verse, Jesus said "I am the Light of the World." Imagine Jesus like a bright lantern you can hold in front of yourself while you're on a hike at night. You have the light - it's in your hands. And the lantern isn't a "light of life," but more like a "light of hiking" because it leads you along the hike.
3. Jesus is the Light of Life. He is with you, and you hold on to Him when you read his Word, praise Him, and pray to Him. He isn't just lighting a hiking trail, or even a whole forest. He's lighting up the way to live your whole life, leading to eternity.
4. Before the session, set up two parallel rows of chairs back to back, with at least 5 feet between the two rows. Stretch paper streamers (for **older kids**) or yarn (for **younger kids**) across the two rows and tape the ends, making a pretend laser maze in the middle. Tape the streamers in a zig zag pattern, from top to bottom, across the space between the chairs.
5. Cover today's challenge verse or the theme verse in black. As you point at the black cover, say: **Let's read this Scripture verse together.** When you get a blank stare, ask what the problem is. Talk about how seeing the words in the light help us to know it so much better.
6. **In Monday's story, we heard Peter say, "You are the Messiah, the Son of the living God." Today, who learned the same thing? The centurion. When we begin to understand who Jesus is and why he came, it's like you've been in the dark, and someone pulled the cover off. And when we see who Jesus is and choose to follow him, it changes the way we live.**
7. Let the kids line up and try to walk through the laser maze. If they can do it, discuss how being able to see the lasers made the obstacle course so much easier. If they struggle, discuss how life will still be difficult with Jesus. But just like you're with them right now, ready to help, Jesus will be with them always, ready to help them get through hard things.
8. If you're the last crew, have your yogger go through blindfolded, first with all the kids shouting instructions, and then with silence. Say, "Freeze!" Note how entangled he/she is and in need of help. Then guide him/her out of the maze - like God guides us.

FUN FACT!

Most lightning is white, but depending on the conditions when it strikes, it can be blue, red, green, orange, or purple!

BONUS VERSE

And when the centurion, who stood facing him, saw that in this way he breathed his last, he said, "Truly this man was the Son of God!"

Mark 15:39

EXTRA TIME?

Play "I Spy" in your room. Give a clue, and any child who thinks he or she knows may raise one hand. When you call on him or her, that child will say "I got it!" and then will name the item. If they're wrong, call on someone else. Try to give themed clues like "I spy an item that turns a light on and off" or "I spy an item that's bright and shiny." Remind kids that "illuminate" means to make something clear. Jesus makes God's love for us clear, and illuminates God's plan to rescue us from sin and be with Him forever.



A girl with curly blonde hair went for a walk in the woods.



A blonde-haired girl tried chairs, beds, and breakfast at the home of some bears.



Three bears came home to find a blonde-haired girl asleep in the baby bear's bed.



A pig built a house of straw and a wolf blew it down.



A pig built a house of sticks and a wolf blew it down.



A pig built a house of bricks and a wolf could not blow it down.

A tortoise and a hare were in a race. Everyone thought the hare would win.



Along the way, the hare was far ahead, so he decided to take a nap.



When the hare woke up, the tortoise was crossing the finish line. The tortoise won!



Two teams ran onto a football field.






The two teams threw and caught and kicked and tackled to earn points.



When enough time had passed, one of the teams had more points, and they were very happy.





Peter Preached About Jesus

SCRIPTURE PASSAGE

Acts 2

Spotlight Question

Why do I need to respond to Jesus?

Jesus is the only way to receive God's forgiveness and live with Him forever.

*JESUS is *
GOD'S PLAN FOR
FORGIVENESS

MEMORY VERSE

Again Jesus spoke to them, saying, "I am the light of the world.

Whoever follows me will not walk in darkness, but will have the light of life."

John 8:12

CREW TIME 1: STORY STUDY

THE WELCOME

1. Welcome kids to your last day of VBS! Be sure to invite them to come to church on Sunday to keep learning more about who Jesus is and how to follow Him. Remind kids that in the fall, there are Sunday School classes for babies, kids, teenagers, and adults. But even in the summer, we come together on Sundays to worship, pray, and learn together.
2. Guide kids to play "Come to Me." Everyone should spread out around the room, face the walls, and close their eyes. Choose one volunteer to stand in the middle of the room with his or her eyes open. Have this child say "Come to me" very quietly. The other kids continue to keep their eyes closed, but move slowly and carefully toward the speaker. The speaker can keep repeating the phrase, more and more softly as others get nearer. When a child finds the speaker, he or she should sit down until everyone has arrived.
3. Say: **Jesus calls people to come to Him. This week, we've been learning to hear His voice and come closer to Him.**

BIBLE LESSON REVIEW

Open your Bible to Acts 2 to show kids where today's story is found. Then help them to find the story in their own Bibles.

Discussion Questions

Briefly review what the Storytellers have taught this week, referring to specific elements of their Bible Lessons. Ask students what was memorable about each, or what light bulb moments they had during each lesson. Then ask your review and discussion questions.

1. Who did Peter stand and preach about? (*Jesus*)
2. How did the people feel when they heard about all the wrong things they had done? (*sad*)
3. How many ways are there to get forgiveness for our sins? (*There is only one way - trusting in Jesus.*)
4. How many people were baptized the day after they heard Peter preach? (*about 3,000!*)

Discussion Questions (continued)

1. Where is Jesus now? (*with God in Heaven*)
2. What are some ways people might respond to Jesus?
3. Peter shared the good news of Jesus with many people, but we aren't all preachers. How might you spread the good news of Jesus?
4. Who are some people you might talk to if you wanted to know more about following Jesus?
5. Who are some people you can pray for and tell about who Jesus really is?

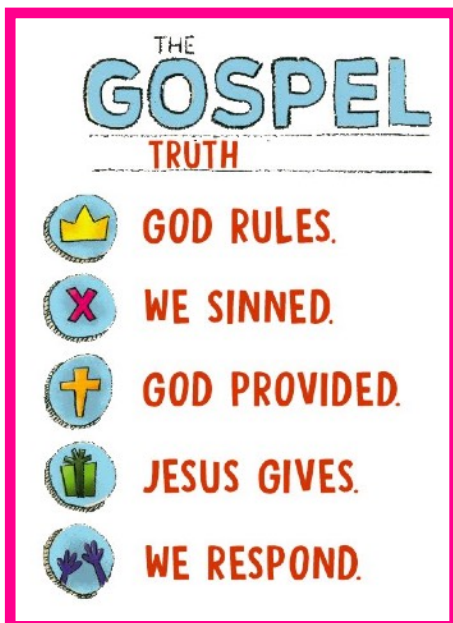
THE WRAP UP

Invite kids to write their own response to the question "Why do I need to respond to Jesus?" on brightly colored post-it notes. **Older kids** might say "to be saved" or "to be forgiven for my sins" or "to go to heaven.". **Younger kids** might write "He is the Way." Stick these responses to today's Spotlight Question poster and shine a light on it. After this, take a moment to re-read the previous posters. (Pro tip: Ahead of time, note a couple of responses you can read on each poster, possibly from other crews so that no one is pointed out (either to be prideful or embarrassed) in your crew.)

BONUS ACTIVITY

Say: **Jesus told others that He is the Light of the world. Jesus was not shining a candle, but was making clear that He was the Savior who brings us out of the darkness of sin and into the Light of Life.** Invite kids to make paper lanterns to remind them that Jesus is the Light of the World.

1. Copy p. 24 on card stock and give to each child. Kids should cut off the strip at the bottom and color the lanterns and the plain side of the strip as desired. Write names on the back.
2. Fold down the middle along the solid line. Cut on the dotted lines from the folded edge.
3. Unfold the paper and roll it so that the short ends touch, forming a cylinder. Tape in place.
4. Gently press down from the top until the cylinder looks like a lantern.
5. Tape the small paper strip to the top of the cylinder to make a handle.
6. Remind kids that lanterns give light when they have a fire or bulb in them. Challenge kids to place lanterns where their whole family will be reminded that Jesus gives light to the world!






THE GOSPEL TRUTH

Review the Gospel Truth.

We know God is ruling all things powerfully and for our good. We know we have all sinned, and without God's help, we are stuck. But we also know God provided His Perfect Son Jesus, who chose to die to pay for our sins, and defeated death and resurrected! All that? That's the Gospel - because it's really, really, really GOOD NEWS!

What does it mean to say, "we respond"?

When we know all that, we want to DO something! We believe that it's true, we feel sorry and apologize to God for our sins, we ask him to help us know and obey Jesus better and better, and we tell others about him! (John 14:6; Rom. 10:9-10, 13)



CREW TIME 2: Verse Work

1. Help children look up John 8:12 (and Acts 2:38 if you're doing that as well) in their Bibles. Read it all together.
2. In John's gospel (where he wrote the story of Jesus's life as he witnessed and learned it) he writes that Jesus was at the temple, teaching people there about who He really was. Some of the people believed Him, and some of them accused Him of lying and wanted Him to be arrested. This mixed crowd is who Jesus was talking to when he said our memory verse for this week.
3. Ask: **Why do you think what Jesus said made some people mad? Who would a Jewish priest say could give light to the whole world?** Tell kids that these people believed in the One True God, and were waiting for a Messiah, but they thought the Messiah would be a military leader who would fight a war to get back their country from the Romans. They did not think Jesus was the Messiah, so they figured He must be lying, tricking other Jewish people to believe someone was God who wasn't.
4. Ask: **What must the people have felt who believed Jesus was the Messiah?** Allow time for responses, and nudge them toward thinking about getting something they've hoped for.
5. **Just like we often wait for good things to come, they waited, too, for God to keep His promise to save them. Think how happy they must have been to know that God remembered them! He did what He said He would do! And they were now saved from the weight of their sins, which for them meant constant sacrifices and offerings, among other things.**
6. Play Light Limbo. Have a yogger point a flashlight in a straight line to the top of several pieces of tape on a wall, at 1', and then every 6" until 5'. Play a song from the Illumination Station playlist.
7. When a crew member makes it under the light without it touching them, they must say the memory verse. If they do that as well, they can go to the back of the line and wait for the next round. If not, they can sit and help judge the others.
8. For each subsequent round (which starts when the first person to go is back at the start of the line), move the light down to the next tape mark. Continue until there's a winner. See if this person can recite any of the Bonus verses, or if they can remember any of the week's fun facts.

FUN FACT!

The lights in some of New Zealand's caves aren't made by people. They're glowworms! You can tour the cave by foot and boat to see them shine!

BONUS VERSE

And Peter said to them, "Repent and be baptized every one of you in the name of Jesus Christ for the forgiveness of your sins, and you will receive the gift of the Holy Spirit."

Acts 2:38

EXTRA TIME?

Make Pentecost Bookmarks. Say: **Because of a festival, people who spoke many languages were in town the day Peter preached and the Holy Spirit came.**

Allow kids to choose a word for "Jesus" in another language, write it in black Sharpie on the bookmark, and then color the rest as they like. Tell them to write "Jesus" on the back in English and put it in Acts 2 in their Bibles to take home.



JESUS IS THE LIGHT OF THE WORLD.

JESUS IS THE LIGHT OF THE WORLD.